




AVAILABLE IN PIECES AT SURCHARGE




PARADISE




REFLECTION



FOG -NEW




LINING PFP




LILAC



NAVY




POWDER




CHINA BLUE




ROYAL -NEW




SAND




CEMENT -NEW



GREY -NEW




PUTTY



MOCHA -NEW




COCOA



CHOCOLATE -NEW

AVAILABLE IN PIECES AT SURCHARGE



WOODROSE



DAMSON




BURGUNDY



MERLOT -NEW




CINNAMON




GOLD




PALM




SAGE




STEM



GINGER




FAWN -NEW



PALE YELLOW -NEW

EclipseTM +

**58" SOLID DYED
*LIGHT BLOCKING FABRIC***



EclipseTM +

So little light... so much to see!

Unsurpassed drapeability that delivers a refined, contemporary look in guest rooms, healthcare facilities, in a double warp-sateen weave that looks as good as it feels... and works even harder to deliver room-darkening, sound absorbing and energy saving performance that compares favorably to heavy, foam-backed fabrics. Not only does it look great, it performs with the best. And, unlike foam-backed fabrics, **Eclipse +** is washable and does not require dry cleaning. With flame-resistant properties, it promises peace of mind for hospitality, and healthcare facilities managers and the people who depend on them.

EclipseTM +

- **ANY CUSTOM COLOR CAN BE MATCHED!**
- Solid Dyed
- 100% Polyester F.R. Fabric
- 58" Wide
- **27 Colors + PFP Lining + Black**
- Engineered for Institutional Uses
 - + Cubicle
 - + Drapery
 - + Lining
- Machine Washable at 160° F
- Passes 701 Small Scale NFPA Test Method #1-2004
- Weight Approx. 13oz. per linear yard
- **Sound Absorbing**
- **Energy Saving**
- **Room Darkening -NOT** Blackout
- **NOT** Recommended for Bedsreads



Performance

This is NOT a blackout fabric but has been tested to 98% room darkening. Test results are available upon request. We suggest that prior to ordering production yardage, customers satisfy their requirements by testing the cloth at the window.

EclipseTM +

Eclipse + is a 100% polyester F.R. fabric. This product is engineered to withstand the everyday requirements of institutional use. **Eclipse +** is able to sustain multiple washings with minimal or no shrinkage, and no change in dimensional stability or color appearance.

VISUAL LIGHT BLOCKING PERFORMANCE

- + PFP Form blocks **98%** light. Can be used as lining
- + Printed One Side blocks **98%** light
- + Piece Dyed Colors block **98%** light

CARE INSTRUCTIONS

WASH CYCLE Machine wash in temperature not exceeding 160° F
Use synthetic detergent
Do not use bleach or fabric softeners
Do not extract
Avoid prolonged contact with heat

DRYING CYCLE Tumble dry for no more than 5 minutes at temperatures not exceeding 110° F
Remove immediately while still damp
Do not overload dryer or use excessive heat

FINISHING If fabric is rehung upon completion of drying cycle, no finishing is required
Occasional light touch up with hand iron when necessary (275° F maximum)
Use cover cloth between fabric and iron
Do not mangle
Do not use caustic soap

FLAME, WASH, SOUND & **LIGHT BLOCKING** TESTS AVAILABLE
Colors are subject to dye lot variation